

## Progent

Daniel Girard, Eng., MBA  
President



## Progent/Clinic: New Version 10 Launched at the 2017 JDIQ!

Since version 9 was released, paperless management has been the central theme in developing our flagship software, Progent/Clinic. It can at times be unclear how this extremely important theme for the profession is implemented in offices.

Paperless management is made possible not only by the technological capabilities of a software platform, but also by adapting your office procedures. It offers a much more integrated vision of patient management, from the reception area to the operatory, and vice versa.

Needless to say, training plays a crucial role in harnessing the full potential of professional management software. Without adequate training for your staff, it is hard to take advantage of all the benefits it offers.

More than thirty major improvements will make their appearance in the first edition of version 10, which will be officially launched at the 2017 *Journées dentaires internationales du Québec* (JDIQ) that will take place on May 29 and 30.

Each of them is likely to considerably improve your daily office management. Here is a quick view of some of the key improvements, divided up into four categories.

### Administrative management of patient files

- ▶ Managing communication preferences in the “Patient” record is now more visual (see below). You can quickly determine or change patient communication methods and priorities with just one click.

Communication channels	
Language :	French
Residence :	(514)345-7625
Cell phone :	(450)928-9132
Office :	(450)924-2469 Ext: <input type="text"/>
Other :	(819)897-3432
Email :	services@progent.com

- ▶ An “Insurer” tab has been integrated into the patient record for more direct access to information, without reducing any of the current flexibility in insurer management.
- ▶ Version 10 contains a new module, the “Reception Console” (see below). This module provides both an administrative overview in the spirit of Progent Go and a highly efficient administrative platform

for staff members who perform basic tasks, in an environment that streamlines management.

- ▶ A sound feature can now be configured based on the appointment status. You no longer need to keep your eyes focused constantly on your screen to be advised of a change in the schedule.

Two other new features, the “Hygiene completed” and “Treatments completed” statuses, give you a more detailed clipping of the patient care process in the office. For example, the “Hygiene completed” status has a flashing appointment feature that automatically advises you when you are expected in the hygiene room and a sound signal to let you know that you are expected in the treatment room.

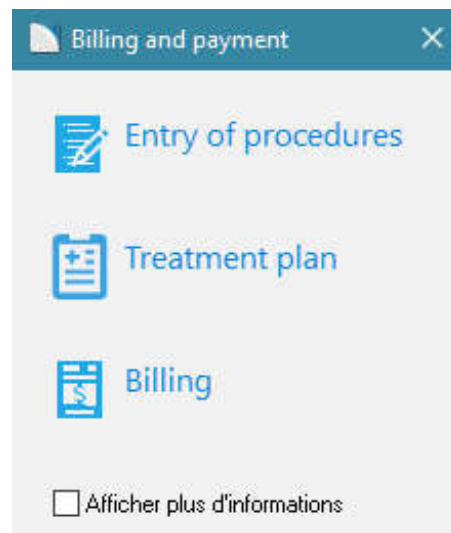
Continued on page 18

The screenshot displays the Progent/Clinic software interface. On the left, there is an 'Agenda' view for Monday, February 22, 2015, showing appointments for Dr. Roger Turbide and Cynthia Ferland. The main area shows the 'Patient file' for M. Benoît Lafond, including contact information, date of birth, and insurance details. Below the patient file, there are sections for 'Appointments' and 'Follow-ups' with tables listing dates, times, and staff. At the bottom, there is a 'Treatments' section with a table of treatment plans.

- ▶ The latest version of the ACDQ's "Confidential Medical-Dental Questionnaire" (below) has been integrated and is interactive. It can be filled out on the screen (on a tablet) and then saved automatically in the patient's information sheet in PDF format.
- ▶ The "Patient" Web portal has a new visual design thanks to a complete makeover. Remember that this portal lets your patients consult their files, appointments and recall appointments, as well as submit a medical form in anticipation of their next visit. Also, this portal can be inserted into an existing website as an additional section, where applicable.

### Billing and insurance

- ▶ The automated reconciliation function for Dentaide payments now manages reversals in the event that an adjustment is made internally or requested subsequently by an insurer.
- ▶ The visual aspects of the billing summary screen (see image on the right) and the modality selection screen have been redesigned to simplify and expedite billing.
- ▶ This version supports the RAMQ's new billing platform, which will be set up by the end of 2017 as part of its SYRA project.



**Consent to communicate with a health professional**  
Family physician, specialist, pharmacist, other

Name	Title	Institution / telephone

I hereby agree to allow the dentist and his or her staff to obtain information that is relevant to or consistent with the purpose of the file from the health professionals listed above or to disclose such information to these health professionals.

Signature of the patient or designated representative \_\_\_\_\_ Date \_\_\_\_\_

**Consent and identification**  
I have filled out this medical-dental questionnaire to the best of my knowledge.

Signature of the patient or designated representative \_\_\_\_\_ Date \_\_\_\_\_

Mr.  Ms.  \_\_\_\_\_  
Name in print

Patient him/herself   
Parent/guardian (if under 14 yrs. old)   
Legal/authorized representative   
Other

I have reviewed the medical-dental questionnaire and indicated all changes.

Signature	Date	Signature	Date
Signature	Date	Signature	Date
Signature	Date	Signature	Date
Signature	Date	Signature	Date



### CONFIDENTIAL MEDICAL-DENTAL QUESTIONNAIRE

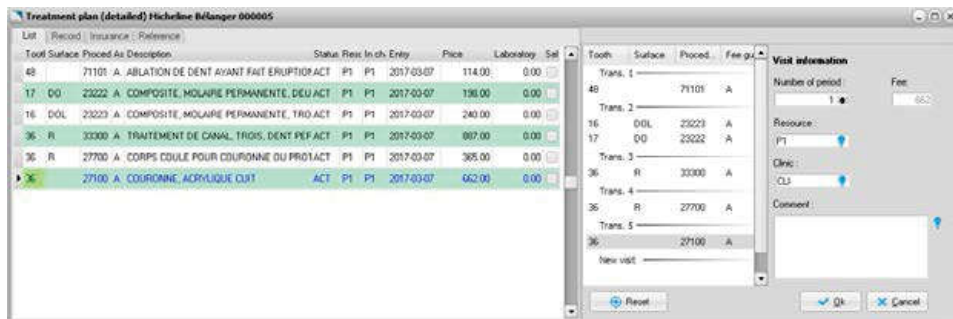
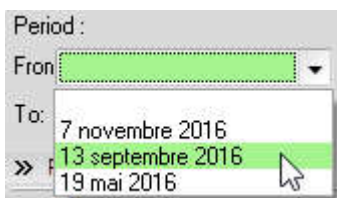
A patient's dental file contains information on the care provided to the patient. It is protected by law and professional secrecy and kept at the dental office, where only the dentist and his or her staff have access to it. Patients are also entitled to access their file and make corrections.

## File management in the operatory

- ▶ A new, more effective work interface (see image on the right), in which the procedures per visit can be dragged and dropped, makes it a lot easier to prepare your treatment plans and manage visits.

The price summary and the notes per visit are displayed continuously and adjust dynamically depending on your changes. This interface makes it easier to present your recommendations and discuss them with your patients.

- ▶ The treatment plan form has a new design that offers a view of the treatments and estimated amounts per visit. As a result, patients are better informed of the treatments that they need to receive and their cost at each visit.
- ▶ The dental chart analysis period is now synchronized with the appointment history of patients (see below). This improvement makes it easier to view the treatments performed at a specific appointment and, for example, to quickly consult an initial examination.



- ▶ New operating modes enhance the entry and management of operative procedure notes. The software adapts more easily to the differing visions and approaches of professionals within the same office. In addition to the current mode, which offers personalized documentation initialization, the new modes make it possible to work item by item, per block of information. This approach gives you a great deal of freedom when drafting, so that you can more effectively add notes to your files.
- ▶ In addition to the time trace automatically inserted in any addition or change of information, users of this software can set a colour and a font to visually and quickly distinguish "Who" entered a specific piece of information in a file.

## Working environment

- ▶ Version 10 uses a new updated iconography (below). Users who wish to keep the previous versions can do so simply by configuring a parameter in their user record.



- ▶ The internal chat system has been vastly improved. One of the features we should mention is that it is now possible to automatically open a message window and display it for a configurable period of time. Thanks to the configurable period of time, this new feature allows professionals to quickly read a message during a treatment, without their field of vision being blocked indefinitely.

If you have questions, feel free to contact one of our experts at **1 800 650-0143** or **services@prodident.com**. Also, visit our website at **prodident.com** for more information.

Prodident is a service of the ACDQ.